

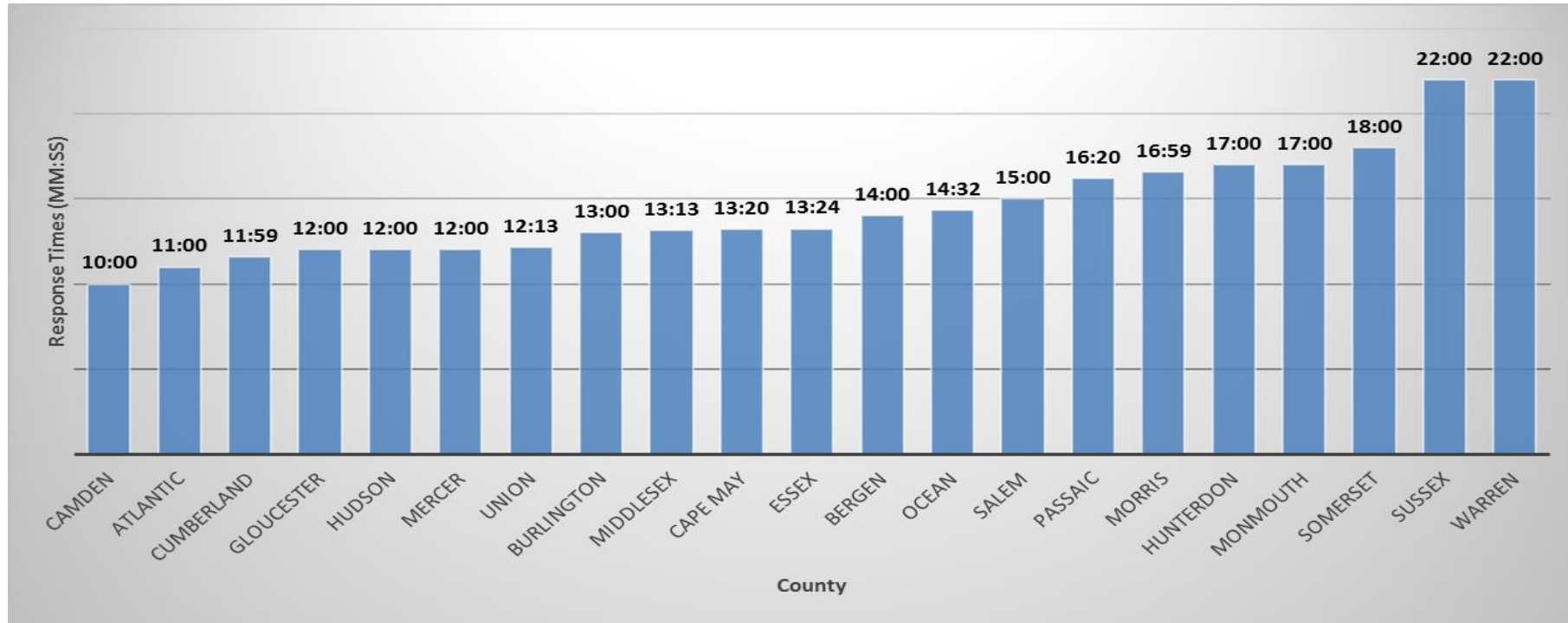
EMS Monthly Report for November, 2018

NJ Department of Health
Office of Emergency Medical Services (OEMS)



All EMS Agency Response Times by County, in Minutes November, 2018

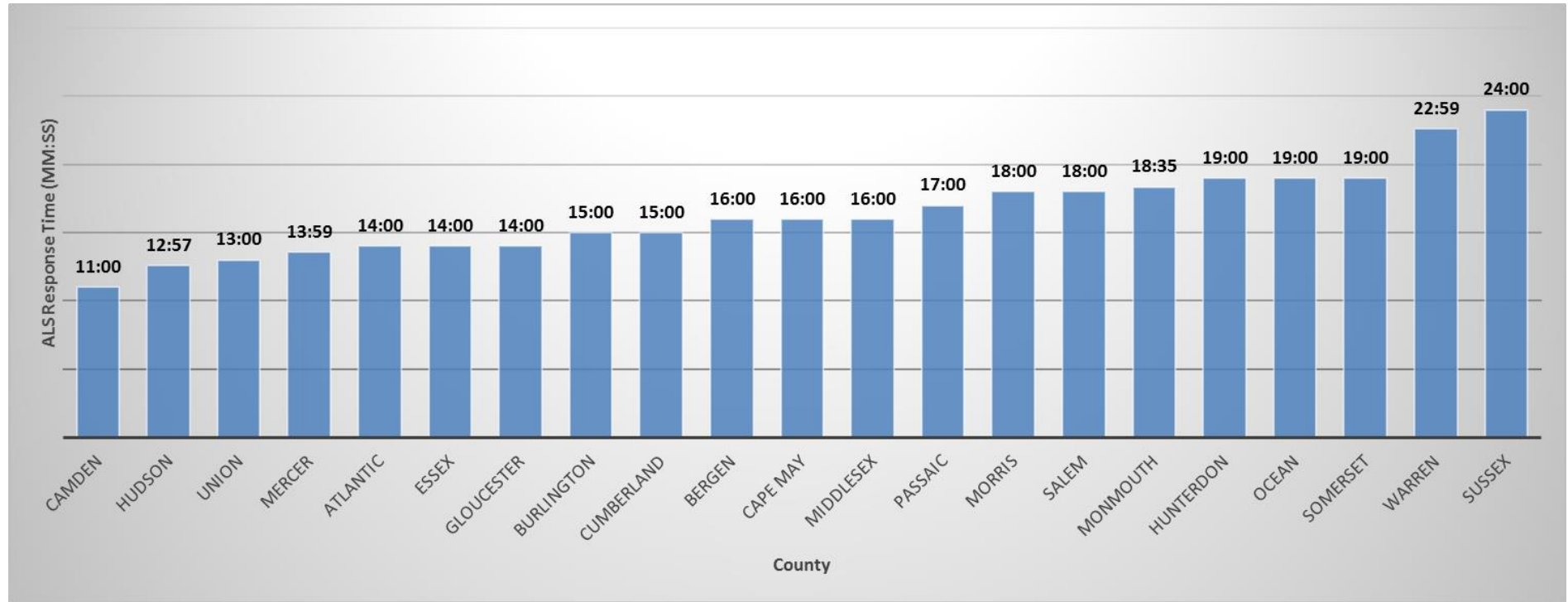
County	90 th Percentile	Total calls
Camden	10:00	6,665
Atlantic	11:00	4,113
Cumberland	11:59	2,066
Gloucester	12:00	2,647
Hudson	12:00	7,097
Mercer	12:00	4,447
Union	12:13	3,987
Burlington	13:00	4,446
Middlesex	13:13	7,101
Cape May	13:20	1,339
Essex	13:24	11,120
Bergen	14:00	5,502
Ocean	14:32	3,790
Salem	15:00	679
Passaic	16:20	3,637
Morris	16:59	3,270
Hunterdon	17:00	1,065
Monmouth	17:00	3,596
Somerset	18:00	2,138
Sussex	22:00	1,027
Warren	22:00	972
Total Calls		80,704



- Response time is defined as agency dispatch to agency unit arrival on location
- Fractions of a minute were calculated: (fraction of a minute) x 60
- Includes 100% ALS and ~90% BLS statewide data
- 90th Percentile represented as MM.SS
- Non-patient type calls are excluded from this report
- Non-emergency patient transports are excluded from this report

All ALS Agency Response Times by County, in Minutes November, 2018

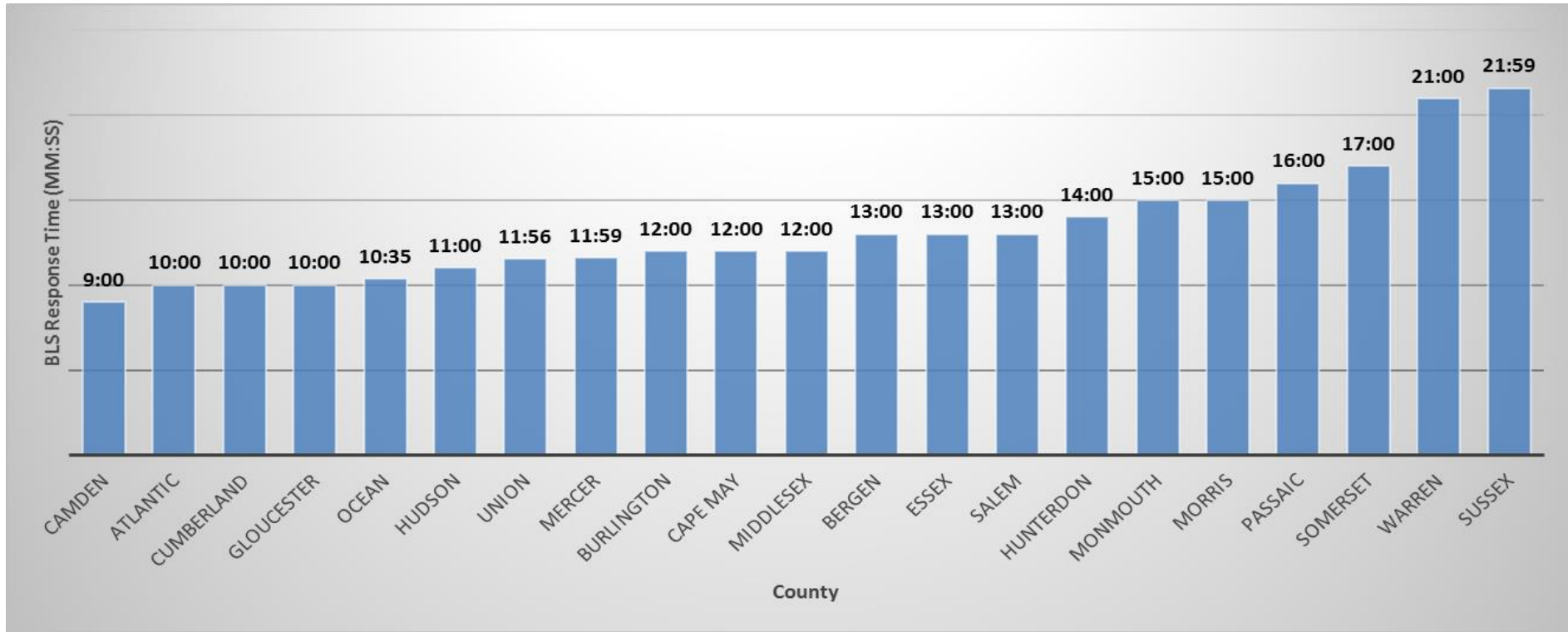
County	90 th Percentile	Total ALS Calls
Camden	11:00	1,820
Hudson	12:57	2,008
Union	13:00	1,348
Mercer	13:59	1,223
Atlantic	14:00	922
Essex	14:00	2,485
Gloucester	14:00	701
Burlington	15:00	1,147
Cumberland	15:00	477
Bergen	16:00	1,461
Cape May	16:00	275
Middlesex	16:00	1,636
Passaic	17:00	1,302
Morris	18:00	1,045
Salem	18:00	147
Monmouth	18:35	1,112
Hunterdon	19:00	359
Ocean	19:00	1,107
Somerset	19:00	641
Warren	22:59	344
Sussex	24:00	333
Total ALS Calls		21,893



Changes from February, 2018 Report: Response time for ALS and BLS has been added to this report.

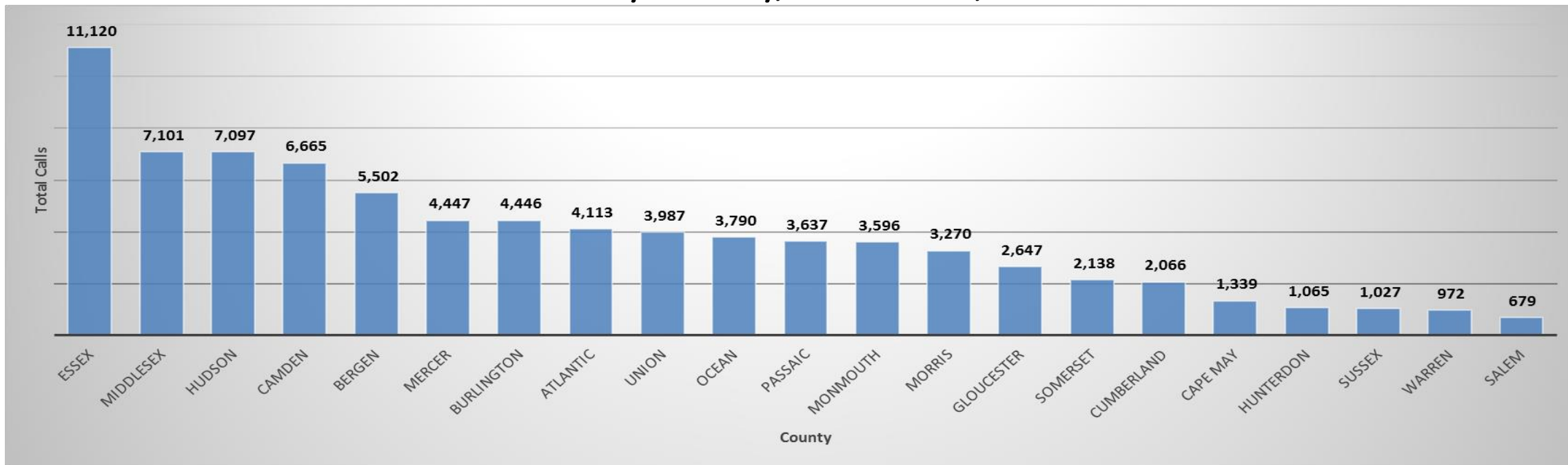
All BLS Agency Response Times by County, in Minutes November, 2018

County	90 th Percentile	Total BLS Calls
Camden	9:00	4,844
Atlantic	10:00	3,188
Cumberland	10:00	1,587
Gloucester	10:00	1,945
Ocean	10:35	2,678
Hudson	11:00	5,052
Union	11:56	2,613
Mercer	11:59	3,210
Burlington	12:00	3,299
Cape May	12:00	1,054
Middlesex	12:00	5,250
Bergen	13:00	4,039
Essex	13:00	8,615
Salem	13:00	530
Hunterdon	14:00	706
Monmouth	15:00	2,474
Morris	15:00	2,224
Passaic	16:00	2,335
Somerset	17:00	1,492
Warren	21:00	628
Sussex	21:59	694
Total BLS Calls		58,457



Changes from February, 2018 Report: Response time for ALS and BLS has been added to this report.

Total Calls for EMS by County, November, 2018



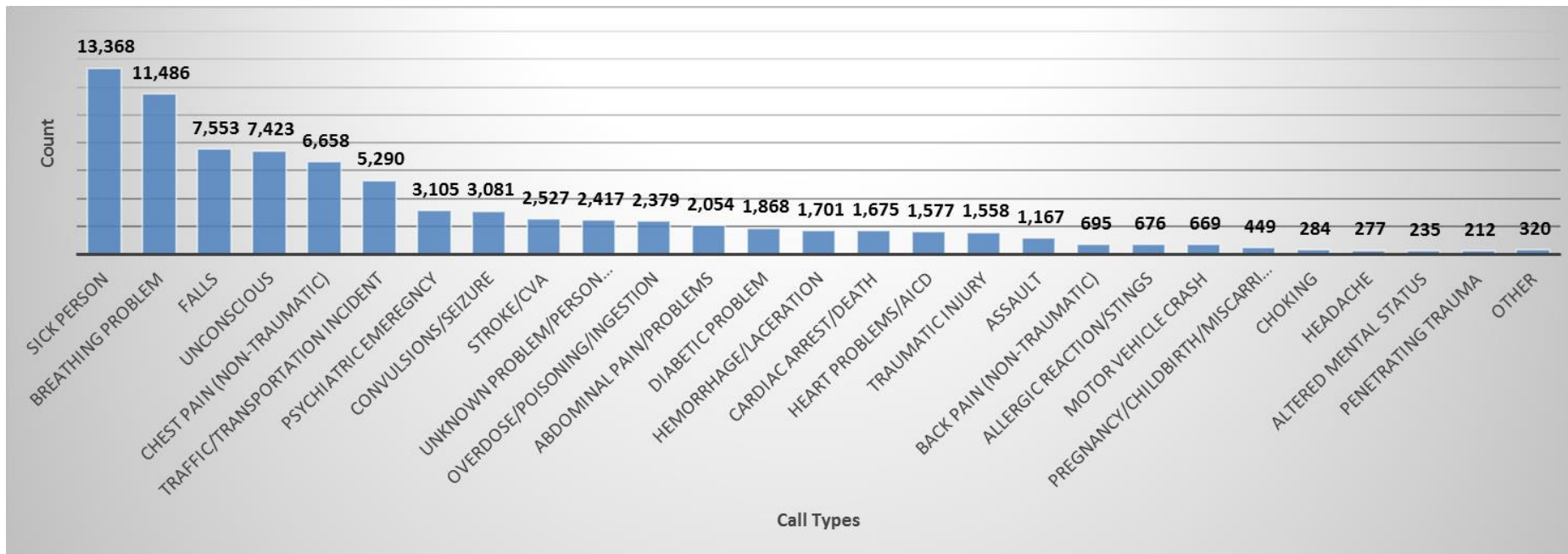
County	Essex	Middlesex	Hudson	Camden	Bergen	Mercer	Burlington	Atlantic	Union	Ocean	Passaic
Total calls	11,120	7,101	7,097	6,665	5,502	4,447	4,446	4,113	3,987	3,790	3,637
%Total	13.8%	8.8%	8.8%	8.3%	6.8%	5.5%	5.5%	5.1%	4.9%	4.7%	4.5%

County	Monmouth	Morris	Gloucester	Somerset	Cumberland	Cape May	Hunterdon	Sussex	Warren	Salem	Total calls
Total calls	3,596	3,270	2,647	2,138	2,066	1,339	1,065	1,027	972	679	86,372
%Total	4.5%	4.1%	3.3%	2.6%	2.6%	1.7%	1.3%	1.3%	1.2%	0.8%	100.0%

- Total call report includes all emergency responses by agencies where a patient encounter occurred and a report was generated
- Includes 100% ALS and ~90% BLS statewide data
- Non-patient type call types are excluded from this report
- Non-emergency patient transports are excluded in this report

Call Types with More than 100 Reported Incidents Statewide November, 2018

Call Types	Count	Percent
Sick Person	13,368	16.6
Breathing Problem	11,486	14.2
Falls	7,553	9.4
Unconscious	7,423	9.2
Chest Pain (Non-Traumatic)	6,658	8.2
Traffic/Transportation Incident	5,290	6.6
Psychiatric Emergency	3,105	3.8
Convulsions/Seizure	3,081	3.8
Stroke/CVA	2,527	3.1
Unknown Problem/Person Down	2,417	3.0
Overdose/Poisoning/Ingestion	2,379	2.9
Abdominal Pain/Problems	2,054	2.5
Diabetic Problem	1,868	2.3
Hemorrhage/Laceration	1,701	2.1
Cardiac Arrest/Death	1,675	2.1
Heart Problems/AICD	1,577	2.0
Traumatic Injury	1,558	1.9
Assault	1,167	1.4
Back Pain (Non-Traumatic)	695	0.9
Allergic Reaction/Stings	676	0.8
Motor Vehicle Crash	669	0.8
Pregnancy/Childbirth/Miscarriage	449	0.6
Choking	284	0.4
Headache	277	0.3
Altered Mental Status	235	0.3
Penetrating Trauma	212	0.3
Other	320	0.4
Total Call Types	80,704	100.0



- The call type is a description of the emergency as designated by the dispatch center. Call type (descriptions) are based on the predefined “national” call types which are and “mapped” by the agency’s specific software.
- Includes 100% ALS and ~90% BLS statewide data
- This report includes call types as reported by the EMS agency
- Non-patient type calls are excluded from this report
- Non-emergency patient transports are excluded in this report
- Some category names have been shortened for brevity

Top Five Call Types by County, November, 2018

Atlantic		Bergen		Burlington		Camden		Cape May	
Call Type	# Calls	Call Type	# Calls	Call Type	# Calls	Call Type	# Calls	Call Type	# Calls
Sick Person	1,063	Sick Person	1,101	Breathing Problem	598	Sick Person	1,087	Sick Person	260
Breathing Problem	433	Breathing Problem	877	Falls	489	Breathing Problem	1,032	Breathing Problem	198
Falls	351	Falls	713	Sick Person	442	Unconscious	973	Falls	183
Chest Pain (Non-Traumatic)	338	Chest Pain (Non-Traumatic)	375	Heart Problems/AICD	424	Chest Pain (Non-Traumatic)	553	Chest Pain (Non-Traumatic)	106
Unconscious	288	Unconscious	370	Unconscious	399	Falls	504	Unconscious	101

Cumberland		Essex		Gloucester		Hudson		Hunterdon	
Call Type	# Calls	Call Type	# Calls	Call Type	# Calls	Call Type	# Calls	Call Type	# Calls
Sick Person	456	Sick Person	2,349	Breathing Problem	418	Sick Person	1,336	Breathing Problem	159
Breathing Problem	258	Breathing Problem	1,491	Unconscious	348	Breathing Problem	1,011	Unconscious	128
Chest Pain (Non-Traumatic)	203	Traffic/Transportation Incident	945	Chest Pain (Non-Traumatic)	347	Chest Pain (Non-Traumatic)	658	Falls	126
Unconscious	162	Unconscious	752	Falls	294	Unconscious	624	Sick Person	114
Traffic/Transportation Incident	139	Chest Pain (Non-Traumatic)	715	Sick Person	251	Psychiatric Emergency	430	Chest Pain (Non-Traumatic)	97

Mercer		Middlesex		Monmouth		Morris		Ocean	
Call Type	# Calls	Call Type	# Calls	Call Type	# Calls	Call Type	# Calls	Call Type	# Calls
Sick Person	867	Sick Person	1,078	Breathing Problem	572	Sick Person	538	Breathing Problem	656
Breathing Problem	613	Breathing Problem	906	Falls	428	Breathing Problem	427	Falls	482
Chest Pain (Non-Traumatic)	449	Falls	794	Unconscious	339	Falls	404	Unconscious	456
Falls	365	Unconscious	686	Chest Pain (Non-Traumatic)	284	Chest Pain (Non-Traumatic)	306	Sick Person	299
Unconscious	352	Chest Pain (Non-Traumatic)	650	Sick Person	240	Unconscious	261	Traffic/Transportation Incident	232

Passaic		Salem		Somerset		Sussex		Union	
Call Type	# Calls	Call Type	# Calls	Call Type	# Calls	Call Type	# Calls	Call Type	# Calls
Sick Person	662	Unknown Problem/Person Down	153	Unconscious	330	Sick Person	155	Sick Person	678
Breathing Problem	552	Breathing Problem	89	Breathing Problem	320	Breathing Problem	148	Breathing Problem	588
Chest Pain (Non-Traumatic)	297	Traffic/Transportation Incident	68	Falls	262	Falls	126	Falls	385
Unconscious	289	Chest Pain (Non-Traumatic)	57	Sick Person	253	Chest Pain (Non-Traumatic)	99	Unconscious	368
Falls	287	Falls	43	Chest Pain (Non-Traumatic)	241	Traffic/Transportation Incident	86	Chest Pain (Non-Traumatic)	357

Warren		New Jersey	
Call Type	# Calls	Call Type	# Calls
Breathing Problem	140	Sick Person	13,368
Sick Person	123	Breathing Problem	11,486
Unconscious	118	Falls	7,553
Traffic/Transportation Incident	102	Unconscious	7,423
Falls	97	Chest Pain (Non-Traumatic)	6,658

- The call type is a description of the emergency as designated by the dispatch center. Call type (descriptions) are based on the predefined "national" call types which are and "mapped" by the agency's specific software.
- Includes 100% ALS and ~90% BLS statewide data
- This report includes call types as reported by the EMS agency
- Non-patient type calls are excluded from this report
- Non-emergency patient transports are excluded in this report
- Some category names have been shortened for brevity